

Features

HR High Rate Discharge Series:

- Excellent high-rate discharge characteristics that ensure reliable performance in UPS and other high-rate discharge applications for up to 10 years service life at 25° C temperatures.
- Interior design performance attributes to ensure cell to cell consistency and high wattage per cell performances.
- Valve Regulated Lead Acid (VRLA), Absorbent Glass Mat (AGM) Technology – Safe operation in any position
- Lead-calcium alloy grids and the use of high purity virgin lead
- Externally sealed Flame retardant ABS case and cover to UL94V-0 for superior performance on sizes over 33Ah is standard (under 33Ah is optional)
- Special high performance terminals designed to increase conductance.
- UL recognized (UR) as a component in UL approved equipment installations under File number MH46202
- Classified as non-spillable status for transportation making it non-hazardous for normal transportation processes. Approved for transport by air. Fulfills US D.O.T., I.A.T.A., F.A.A., C.A.B. handling and shipping requirements
- For more details on special design and construction details see Features and Benefits publication on www.oraclebattery.com



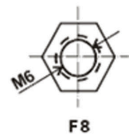
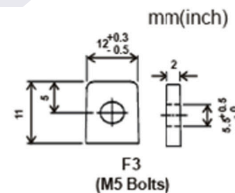
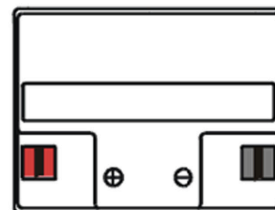
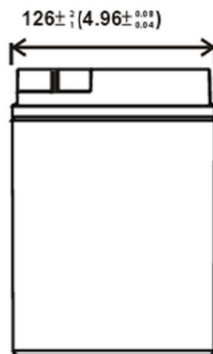

Specification

Cell per unit	6	Ambient Temperature
Nominal Voltage (V)	12	Charge 0°C (32°F) to 40°C (104°F)
Nominal Capacity (watts)	238W/cell @ 5mins rate to 1.6vpc	Discharge -15°C (5°F) to 50°C (122°F)
Weight	Approx 10.4kg (22.59lbs.)	Storage -15°C (5°F) to 40°C (104°F)
Internal Resistance (1KHz)	8mΩ	Max Charge Current
Max Discharge Current (5s)	600A	Max charge current 9A
Battery Life	Stand by : 10 years	Cycle use: Charge voltage: 14.4 to 15.0V
Terminal Type	NB(F3)/IT(F8)	Stand by: Charge voltage: 13.5 to 13.8V
Container Material	ABS 94-HB flame retardant case (94V-0 Optional)	

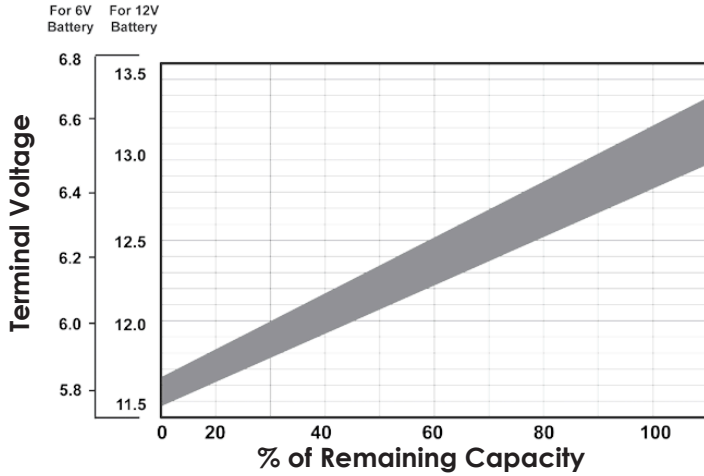


Dimensions

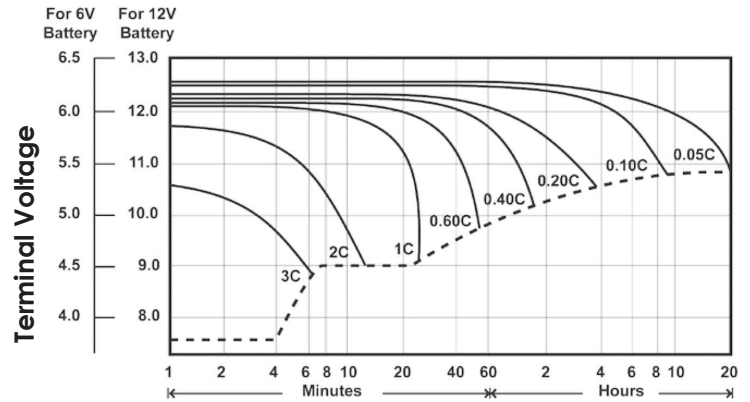
	Length	Width	Height	Total Height
Unit mm	166±1	175±1	125±1	125±1
Unit inch	6.54±0.04	6.89±0.04	4.92±0.04	4.92±0.04



Terminal Voltage



Discharge Times



Time to Ending Voltage

Charge Voltages

Temperature Compensated Charging	Average Temperature	Cycle Charging Volts Per Cell	Float Charging Volts Per Cell
	-40°C (-40°F)	2.85-2.95	2.38-2.43
	-20°C (-4°F)	2.67-2.77	2.34-2.39
	-10°C (14°F)	2.61-2.71	2.32-2.37
	0°C (32°F)	2.55-2.65	2.30-2.35
	10°C (50°F)	2.49-2.59	2.28-2.33
	20°C (68°F)	2.43-2.53	2.26-2.31
	25°C (77°F)	2.40-2.50	2.25-2.30
	30°C (86°F)	2.37-2.47	2.24-2.29
	40°C (104°F)	2.31-2.41	2.22-2.27
50°C (122°F)	2.25-2.35	2.20-2.25	

Temperature Storage

Average Storage Temperature	Recharging Interval
68°F	Every 9 months
77°F	Every 6 months
95°F	Every 3 months

Constant Current Discharge Characteristics (25°C 77°F)

F.V/Time	5MIN	15MIN	30MIN	60MIN	2HR	3HR	5HR	8HR	10HR	20HR
1.60V	128.0	83.4	63.0	35.1	20.0	8.36	5.68	3.76	3.30	1.69
1.67V	124.0	81.0	61.0	34.6	19.4	8.10	5.59	3.75	3.27	1.67
1.70V	121.0	78.0	58.0	34.3	19.1	8.01	5.55	3.72	3.24	1.65
1.75V	118.0	77.0	54.1	32.9	18.6	7.80	5.46	3.67	3.15	1.64
1.80V	110.0	70.0	49.0	31.3	17.7	7.30	5.34	3.60	2.95	1.56

Watts Per Battery Discharge Characteristics (25°C 77°F)

F.V/Time	5MIN	15MIN	30MIN	60MIN	2HR	3HR	5HR	8HR	10HR	20HR
1.60V	1428	1030.0	780.0	462.0	290.0	103.0	69.0	42.6	38.7	20.8
1.67V	1400	975.0	738.0	453.0	278.0	101.0	68.3	42.2	38.0	20.6
1.70V	1310	947.0	724.0	447.0	277.0	100.0	67.2	41.8	37.8	20.4
1.75V	1200	895.0	701.0	435.0	273.0	99.0	72.9	41.7	37.0	20.3
1.80V	1064	853.0	680.0	418.0	266.0	97.5	66.5	41.3	36.1	19.5



HR12238W 12V 30Ah
Sealed Lead Acid AGM Battery